

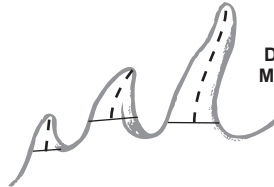
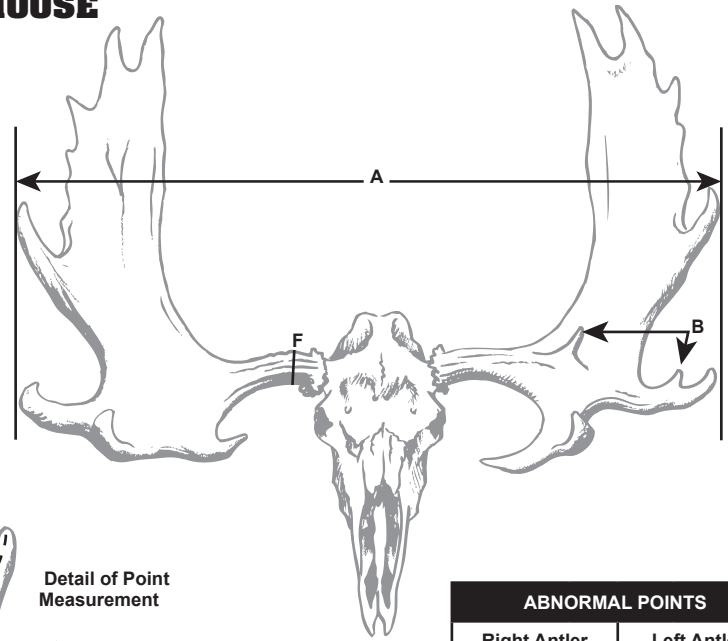
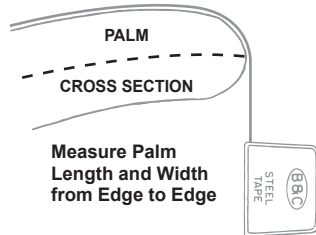
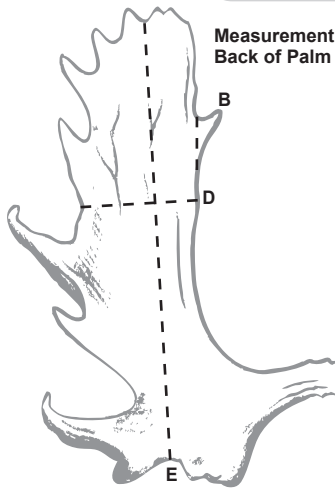


BOONE AND CROCKETT CLUB®

OFFICIAL SCORING SYSTEM FOR NORTH AMERICAN BIG GAME TROPHIES

MOOSE

(CHECK ONE):	MINIMUM SCORES	
	AWARDS	ALL-TIME
	<input type="checkbox"/> Canada	185
<input type="checkbox"/> Alaska-Yukon	210	224
<input type="checkbox"/> Shiras	140	155



SEE OTHER SIDE FOR SCORING INSTRUCTIONS

A. Greatest Spread		NUMBER OF POINTS		
B. Number of Abnormal Points on Both Antlers		TOTAL TO B		
C. Number of Normal Points		Column 1	Column 2	Column 3
D. Width of Palm		Right Antler	Left Antler	Difference
E. Length of Palm Including Brow Palm				
F. Circumference of Beam at Smallest Place				
TOTALS				

ABNORMAL POINTS	
Right Antler	Left Antler

ADD TOGETHER:	Greatest Spread	Exact Locality Where Killed:*		County:	State/Prov:
	Column 1	Hunter (Legal Name):		Date Killed:	
	Column 2	Trophy Owner (Legal Name):		Telephone #:	
Subtotal		Trophy Owner's Address:			
SUBTRACT:	Column 3	Trophy Owner's Email:		Guide's Name:	
FINAL SCORE		Remarks (Mention Any Abnormalities or Unique Qualities):			

I, _____, certify that I have measured this trophy on _____

PRINT NAME MM/DD/YYYY

at _____

STREET ADDRESS CITY STATE/PROVINCE

and that these measurements and data are, to the best of my knowledge and belief, made in accordance with the instructions given.

Witness: _____ Signature: _____

B&C OFFICIAL MEASURER

*Geographic location (lake, mountain, river, etc.) required for trophies taken in Canada and Alaska. Boone and Crockett Club® Official Measurer I.D. Number

Mail To: Boone and Crockett Club ■ 250 Station Drive, Missoula, MT 59801 ■ (406) 542-1888 ■ www.booneandcrockettclub.com

No part of this scoring system may be altered in any way. No part of this score chart may be altered or copied without express written permission from the Boone and Crockett Club. A score chart is not authenticated until signed and dated by a certified Boone and Crockett Club Official Measurer. No scores are official Boone and Crockett scores until verified and the trophy is accepted by the Boone and Crockett Club. All trophy entries into the Boone and Crockett Club's Awards Programs are subject to verification.

BOONE AND CROCKETT CLUB® INSTRUCTIONS FOR MEASURING MOOSE

Measurements must be made with a 1/4-inch wide flexible steel tape to the nearest one-eighth of an inch. Enter fractional figures in eighths, without reduction. Official measurements cannot be taken until the antlers have air dried at a habitable room temperature for at least 60 days after the animal was killed. The 60-day drying period for a trophy that has been frozen or boiled begins the day it is removed from the freezer, boiling pot, or submersion in any liquid.

- A. Greatest Spread** is measured between perpendiculars in a straight line at a right angle to the center line of the skull.
- B. Number of Abnormal Points on Both Antlers:** Abnormal points are those projections originating from normal points or from the upper or lower palm surface, or from the inner edge of palm (see illustration). Abnormal points must be at least one inch long, with length exceeding width at one inch or more of length.
- C. Number of Normal Points:** Normal points originate from the outer edge of palm. To be counted a point, a projection must be at least one inch long, with the length exceeding width at one inch or more of length. Be sure to verify whether or not each projection qualifies as a point.
- D. Width of Palm** is taken in contact with the undersurface of the palm, at a right angle to the inner edge of the palm. The line of measurement should be taken from the inside edge of the palm to a dip between bumps or points at the widest outside edge of the palm. If there are no bumps or points, the width measurement is taken at the widest part of the palm. The line of measurement should begin at the midpoint of the inner edge of the palm and end at the midpoint of the edge of the palm between points or bumps, which gives credit for the desirable characteristic of palm thickness.
- E. Length of Palm**, including brow palm, is taken in contact with the undersurface of the palm, parallel to the inner edge, from dips between bumps or points at the top edge of the palm to dips between qualifying points (if present) on the brow palm. If a bay is present, measure across the open bay if the proper line of measurement is parallel to the inner edge and follows this path. The line of measurement should begin and end at the midpoint of the palm edges, which gives credit for the desirable characteristic of palm thickness.
- F. Circumference of Beam at Smallest Place** is taken as illustrated.

BOONE AND CROCKETT CLUB® MATERIALS RELEASE FORM FOR ALL NON-HUNTER-TAKEN TROPHIES

I certify by my signature that the information I have provided on this form is accurate and correct. I also understand that all my entry materials, including photographs, as well as any additional photographs taken by Boone and Crockett (our representatives or agents) during Awards Programs or Judges Panels, or likenesses rendered from these photographs become the property of the Boone and Crockett Club and may be used to promote the Club, and its records-keeping activities.

Date: _____ Signature of Trophy Owner: _____

ENTRY REQUIREMENTS FOR BOONE AND CROCKETT TROPHIES

- Current original score chart, signed and dated by the Official Measurer.**
- \$40 Entry Fee.** The entry fee, which is nonrefundable, is payable in cash, personal check, money order, credit card, etc.,. It is waived for government fish and wildlife agencies, Official Measurers, museums, educational institutions, etc.
- Clearly focused photographs** of trophy front, right side, and left side of horns or antlers. For skull, include photographs of front, top, right side, and left side. Digital photographs are acceptable, but must be high quality. 3"x4" or 4"x6" photos are preferred, either singly or all on a single 8.5"x11" sheet of glossy photo-grade paper.
- Entry Affidavit or Materials Release Form.** The hunter's signature on the Entry Affidavit must be witnessed by either an Official Measurer, notary public, or Commissioner of Oaths (Canada), or it is not acceptable. No Entry Affidavit is required for trophies of unknown origin, picked up, hunter deceased, purchased at flea markets, etc. However, a Materials Release Form, signed by the owner, is required for these trophies. The Materials Release Form is on the back of the score chart.
- Hunter, Guide, and Hunt Information form or Narrative of the history of the trophy.** A completed Hunter, Guide, and Hunt Information form is required even if the services of a guide were not employed on the hunt. The hunter simply needs to complete the parts of the HGH form that apply to his particular trophy.
- Copy of hunting license/big-game tag/salvage permit used to take or possess the trophy.** In lieu of a copy of the original license/tag, B&C will accept a statement from an appropriate Game and Fish Department official certifying that a license (and any required tags) was possessed by the hunter at the time the trophy was taken. If the Game and Fish Department no longer has records at its disposal to verify a license purchase, a written statement, on official letterhead, from game and fish personnel stating the fact that the license information is no longer available is acceptable. If a salvage or possession permit is required in the particular state for picked up trophies, submit a copy of that document or a letter stating it was issued if it is no longer available.
- A narrative is required for trophies of unknown origin, picked up, hunter deceased, purchased at flea markets, etc. The narrative must include pertinent information about how the trophy was acquired, condition of trophy (if found), dates, bills of sale, etc. If a boundary is involved with the category (e.g. Columbia blacktail deer), the exact location where it came from must be included.

Copies of the Entry Affidavit and Hunter, Guide, and Hunt Information form, as well as downloadable score charts, lists of Official Measurers, etc., can be obtained by calling B&C headquarters (406/542-1888) or on-line at www.booneandcrockettclub.com

Please mail original score chart and entry materials to Boone and Crockett Club, 250 Station Dr., Missoula, MT 59801