



# BOONE AND CROCKETT CLUB®

OFFICIAL SCORING SYSTEM FOR NORTH AMERICAN BIG GAME TROPHIES

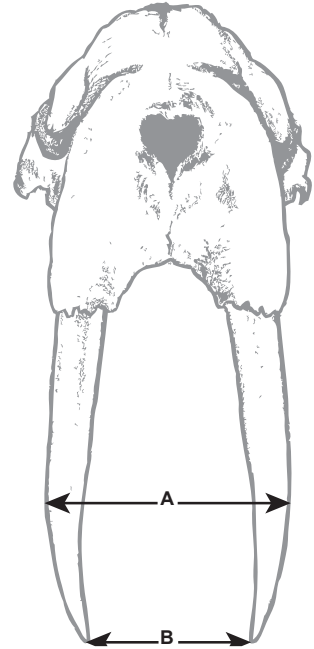
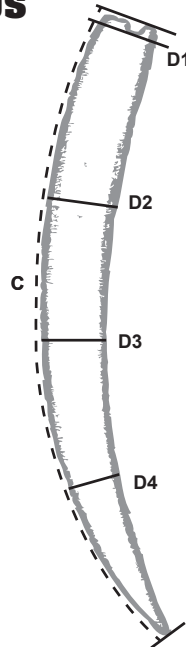
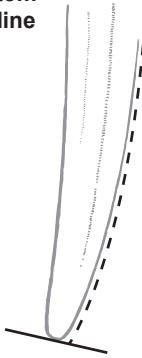
## WALRUS

<b>(CHECK ONE):</b>	<b>MINIMUM SCORES</b>	
	<b>AWARDS</b>	<b>ALL-TIME</b>
<input type="checkbox"/> Atlantic	95	95
<input type="checkbox"/> Pacific	100	100

Measure top from a point in line with longest projecting edge of root.



Measure bottom to a point in line with tusk tip.



A & B DO NOT CALCULATE IN THE FINAL SCORE	<b>SEE OTHER SIDE FOR SCORING INSTRUCTIONS</b>			Column 1	Column 2	Column 3
	A. Greatest Spread (If possible)			Right Tusk	Left Tusk	Difference
	B. Tip to Tip Spread (If possible)					
C. Entire Length of Loose Tusk						
D-1. Circumference of Base						
D-2. Circumference at First Quarter		Location of First Quarter Circumference: _____				
D-3. Circumference at Second Quarter		Location of Second Quarter Circumference: _____				
D-4. Circumference at Third Quarter		Location of Third Quarter Circumference: _____				
<b>TOTALS</b>						
<b>ADD TOGETHER:</b>	Column 1	Exact Locality Where Killed:*		State/Prov:		
	Column 2	Hunter (Legal Name):		Date Killed:		
Subtotal		Trophy Owner (Legal Name):		Telephone #:		
<b>SUBTRACT:</b>	Column 3	Trophy Owner's Address:				
	<b>FINAL SCORE</b>		Trophy Owner's Email:		Guide's Name:	
Remarks (Mention Any Abnormalities or Unique Qualities):						
*Geographic location (lake, mountain, river, etc.) required for trophies taken in Canada and Alaska.						

I, \_\_\_\_\_, certify that I have measured this trophy on \_\_\_\_\_

PRINT NAME MM/DD/YYYY

at \_\_\_\_\_

STREET ADDRESS CITY STATE/PROVINCE

and that these measurements and data are, to the best of my knowledge and belief, made in accordance with the instructions given.

Witness: \_\_\_\_\_ Signature: \_\_\_\_\_

B&C OFFICIAL MEASURER

Boone and Crockett Club® Official Measurer I.D. Number

Mail To: Boone and Crockett Club ■ 250 Station Drive, Missoula, MT 59801 ■ (406) 542-1888 ■ [www.booneandcrockettclub.com](http://www.booneandcrockettclub.com)

No part of this scoring system may be altered in any way. No part of this score chart may be altered or copied without express written permission from the Boone and Crockett Club. A score chart is not authenticated until signed and dated by a certified Boone and Crockett Club Official Measurer. No scores are official Boone and Crockett scores until verified and the trophy is accepted by the Boone and Crockett Club. All trophy entries into the Boone and Crockett Club's Awards Programs are subject to verification.

## BOONE AND CROCKETT CLUB® INSTRUCTIONS FOR MEASURING WALRUS

All measurements must be made with a 1/4-inch wide flexible steel tape to the nearest one-eighth of an inch. Enter fractional figures in eighths, without reduction. Tusks **should** be removed from mounted specimens for measuring. Official measurements cannot be taken until tusks have air dried at a habitable room temperature for at least 60 days after the animal was killed. The 60-day drying period for tusks that have been frozen or boiled begins the day it is removed from the freezer, boiling pot, or submersion in any liquid.

- A. Greatest spread** is measured between perpendiculars at a right angle to the center line of the skull. **Greatest spread does not add into the final score.**
- B. Tip to Tip Spread** is measured between tips of tusks. **Tip to tip spread does not add into the final score.**
- C. Entire Length of Loose Tusk** is measured over outer curve from a point in line with the greatest projecting edge of the base to a point in line with tip.
- D-1. Circumference of Base** is measured at a right angle to axis of tusk. **Do not** follow irregular edge of tusk; the line of measurement must be entirely on tusk material.
- D-2-3-4. Divide length** of longer tusk by four. Starting at base, mark **both** tusks at these quarters (even though the other tusk is shorter) and measure circumferences at these marks.

### BOONE AND CROCKETT CLUB® MATERIALS RELEASE FORM FOR ALL NON-HUNTER-TAKEN TROPHIES

I certify by my signature that the information I have provided on this form is accurate and correct. I also understand that all my entry materials, including photographs, as well as any additional photographs taken by Boone and Crockett (our representatives or agents) during Awards Programs or Judges Panels, or likenesses rendered from these photographs become the property of the Boone and Crockett Club and may be used to promote the Club, and its records-keeping activities.

Date: \_\_\_\_\_ Signature of Trophy Owner: \_\_\_\_\_

## ENTRY REQUIREMENTS FOR BOONE AND CROCKETT TROPHIES

- Current original score chart, signed and dated by the Official Measurer.**
- \$40 Entry Fee.** The entry fee, which is nonrefundable, is payable in cash, personal check, money order, credit card, etc.,. It is waived for government fish and wildlife agencies, Official Measurers, museums, educational institutions, etc.
- Clearly focused photographs** of trophy front, right side, and left side of horns or antlers. For skull, include photographs of front, top, right side, and left side. Digital photographs are acceptable, but must be high quality. 3"x4" or 4"x6" photos are preferred, either singly or all on a single 8.5"x11" sheet of glossy photo-grade paper.
- Entry Affidavit or Materials Release Form.** The hunter's signature on the Entry Affidavit must be witnessed by either an Official Measurer, notary public, or Commissioner of Oaths (Canada), or it is not acceptable. No Entry Affidavit is required for trophies of unknown origin, picked up, hunter deceased, purchased at flea markets, etc. However, a Materials Release Form, signed by the owner, is required for these trophies. The Materials Release Form is on the back of the score chart.
- Hunter, Guide, and Hunt Information form or Narrative of the history of the trophy.** A completed Hunter, Guide, and Hunt Information form is required even if the services of a guide were not employed on the hunt. The hunter simply needs to complete the parts of the HGH form that apply to his particular trophy.
- Copy of hunting license/big-game tag/salvage permit used to take or possess the trophy.** In lieu of a copy of the original license/tag, B&C will accept a statement from an appropriate Game and Fish Department official certifying that a license (and any required tags) was possessed by the hunter at the time the trophy was taken. If the Game and Fish Department no longer has records at its disposal to verify a license purchase, a written statement, on official letterhead, from game and fish personnel stating the fact that the license information is no longer available is acceptable. If a salvage or possession permit is required in the particular state for picked up trophies, submit a copy of that document or a letter stating it was issued if it is no longer available.
- A narrative is required for trophies of unknown origin, picked up, hunter deceased, purchased at flea markets, etc. The narrative must include pertinent information about how the trophy was acquired, condition of trophy (if found), dates, bills of sale, etc. If a boundary is involved with the category (e.g. Columbia blacktail deer), the exact location where it came from must be included.

Copies of the Entry Affidavit and Hunter, Guide, and Hunt Information form, as well as downloadable score charts, lists of Official Measurers, etc., can be obtained by calling B&C headquarters (406/542-1888) or on-line at [www.booneandcrockettclub.com](http://www.booneandcrockettclub.com)

Please mail original score chart and entry materials to Boone and Crockett Club, 250 Station Dr., Missoula, MT 59801